

ABLOY® EL490, PE490, EL590 AND PE590 SCANDINAVIAN RANGE MOTOR LOCKS

Flexible multifunctional locking



ABLOY® Scandinavian range motor locks have been developed to further increase both the security and safety of the entire door environment, especially in fire doors and exit doors supplied with access control and alarm devices.

APPLICATION

The electromechanical **ABLOY®** locks offer complete high security solution whenever you need pedestrian traffic control in addition to mechanical locking safety, for example in fire doors and exit doors. By using the latest technology, the new generation of **ABLOY®** motor locks are developed to further increase both security and safety of the door environment.

More possibilities - less product versions

ABLOY® motor locks EL490/PE490 for narrow profile doors and EL590/PE590 for wooden and metal doors are developed to aid product selection for demanding and functionally challenging door environment. The new motor locks are especially suitable for one- and two-way access controlled fire doors and emergency exit doors.

■ One-way access controlled doors

Typical applications are the exterior and fire doors of

- business premises
- hospitals

■ Doors with both access control and fixed time control

Typical applications are the exterior doors of

- educational premises
- public buildings
- sport halls
- apartment buildings

■ Two-way access controlled doors

- exterior and fire doors of business premises
- access controlled doors, which are used also as emergency exits
- hospital and residential building doors, when special control is needed (e.g. dementia wards)

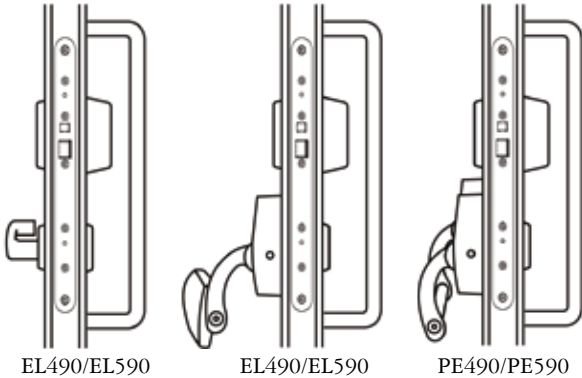
■ Entrance doors for customers with both access control and fixed time control

- exterior doors of business premises, where extra security is required to prevent vandalism (e.g. bank entrance doors)



FUNCTION

■ One-way access controlled doors



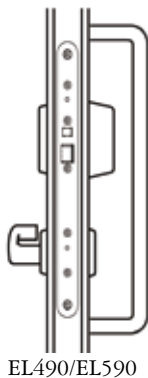
The lock is electrically controlled by access control system.

Mechanical opening by cylinder and by inside handle / push pad (EN 179/EL490, EL590) or panic bar (EN 1125/PE490, PE590) is always possible.

Please note the following lock case settings:

- Bolt throw 14 mm in fire rated doors (EL590)

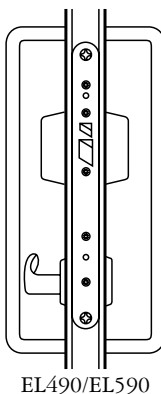
■ Doors with both access control and fixed time control



The lock is electrically controlled by fixed time control or access control system. When time controlled, the door can be opened by pulls and when access controlled, the door can be opened by a reader outside and with inside handle.

Mechanical opening by cylinder and inside handle is always possible.

■ Two-way access controlled doors



The lock is electrically controlled by access control system, i.e. the lock can be opened by readers from both sides of the door. In case of emergency the door can be opened with the inside handle, which is activated by e.g. central fire alarm. In case of power failure, mechanical opening with the inside handle is always possible.

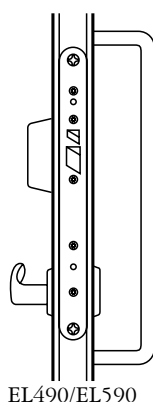
Please note the following lock case settings:

- The bolt throw 14 mm in fire rated doors (EL590)
- In emergency exit doors the handle operation must be changed to electrically controlled

Accessory

- Exit button

■ Entrance doors for customers with both access control and fixed time control



The lock is electrically controlled by access control system. Mechanical opening by inside cylinder is always possible. In case of emergency the inside handle is controlled by e.g. central fire alarm system or with exit button. In case of power failure, mechanical opening with the inside handle is always possible.

Please note the following lock case settings:

- In emergency exit doors the handle function must be changed to electrically controlled

Accessory

- Exit button

MORE FUNCTIONS LESS ACCESSORIES

The new **ABLOY®** EL490, PE490, EL590 and PE590 motor locks offer most comprehensive features which reduce the need of accessories in both access controlled emergency exits and fire doors. For example there is no longer need for emergency power supply, exit buttons, thumbturns or emergency exit domes. In addition to that more status information is available.

■ One-way access controlled doors

- no need for emergency power supply in fire doors
- no need for separate push buttons or emergency exit domes
- the door can always be opened with the inside handle, push pad or panic bar

■ Doors with both access control and fixed time control

- no need for separate push buttons or emergency exit domes
- the door can always be opened with the inside handle

■ Two-way access controlled doors

- no need for emergency exit domes
- no need for magnetic locks in especially demanding applications
- in emergency situations the door can be opened with the inside handle, which is activated by e.g. central fire alarm, and always in case of power failure.

■ Entrance doors for customers with both access control and fixed time control

- no need for emergency exit domes
- in emergency situations the door can be opened with the inside handle



STANDARDS

ABLOY® Motor locks have been tested according to the following standards:

EN 1634-1 (for fire resistance)

prEN 14846 (for electromechanically operated locks)

EN 179 (for emergency exit doors)

EN 1125 (for panic exit doors)

The durability of **ABLOY®** EL490, PE490, EL590 and PE590 motor locks has been tested with 500.000 cycles.



Abloy Oy is the world's leading developer of products in the field of electromechanical locking technology. Our extensive product range includes solutions for varying demands of different standards, functions and door types.

In the ASSA ABLOY Group, Abloy Oy is the center of excellence in the field of electromechanical locks. Our role is to lead and manage the development of electromechanical locking technology. More information of Abloy Oy and our products you can get at www.abloy.com

Abloy Oy reserves the right to make alterations without notice.



www.abloy.com

Abloy Oy
Wahlforssinkatu 20
P.O.Box 108
FI-80101 JOENSUU
FINLAND
Tel. +358 20 599 2501
Fax +358 20 599 2209

