

ABLOY® EL614, EL617 ELECTROMECHANICAL LOCKS FOR NARROW STILE DOORS

Europrofile DIN range



ABLOY® EL614 and EL617 are heavy duty motor locks with hook bolt for narrow stile doors. They provide superior mechanical strength against physical attack.

TECHNICAL DETAILS

Operating voltage	12 - 24 V DC (-10%/+15%) stab. 12 V AC (-10%/+50%) RMS
Typ. current	norm. 150mA idle 70mA max. 750mA
Adjustable delay	2..15 sec
Temperature range	-20°C...+60°C
Bolt throw	22 mm
Backset	25, 35 mm
Forend	25 mm

FINISH

Chrome plated forend

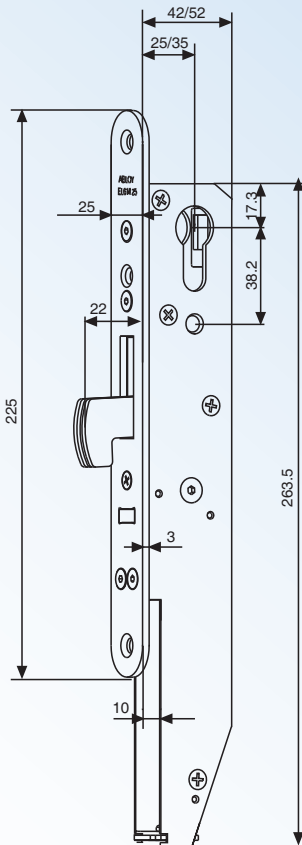
CYLINDERS

- Europrofile DIN type; **ABLOY®** DISKLOCK PRO, **ABLOY®** PROTEC.

PACKAGE

Lock case, control unit, striker plate EA300, connection plugs, fixing screws, lock case manual

DIMENSIONS



This document may not be used in the installation of a lock. Drilling and wiring diagrams and installation instructions are included in the lock case manual, which is included in each lock case package. We reserve the right to make alterations to the products described in this leaflet.



www.abloy.com

Abloy Oy
Wahlforssinkatu 20
P.O.Box 108
FI-80101 JOENSUU
FINLAND
Tel. +358 20 599 2501
Fax +358 20 599 2209



APPLICATION

ABLOY® EL614 and EL617 are used as high security auxiliary locks e.g. in gates and exterior doors of industrial premises, shopping centres and business premises. The locks are especially suited for use in sliding doors as they can be installed in door frame or door leaf.

ABLOY® EL617 can be installed together with EL404 when both locks can be controlled individually. EL404 has a double action bolt for quick and easy locking and it is well suited for doors that are frequently used in daytime. EL617 is ideal for night time locking which requires greater strength and security.

ABLOY® EL614 and EL617 can be controlled by a variety of electrical impulse generating equipment, e.g. card reader, keypad or timer.

The locks are suitable for use with door automatics.

ABLOY® EL617 and control unit EA470 are ASSA ABLOY Hi-O Technology TM certified products.

FUNCTION

Hook bolt is withdrawn and thrown by motor. Lock case is connected with a separate control unit included in the package. Striker plate EA300 with integral door contact must be used with the lock.

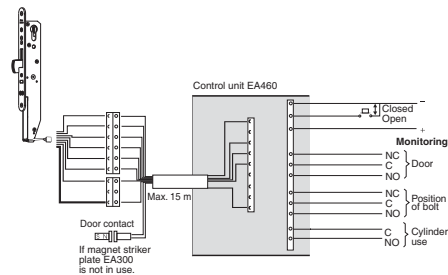
The hook bolt is withdrawn by an opening impulse. After the door use or delay, the hook bolt is released immediately and driven out when the door is in closed position.

ABLOY® EL617 enables data communication between the lock case and the control unit EA470. When installed together with EL404, the lock offers the following options for operation:

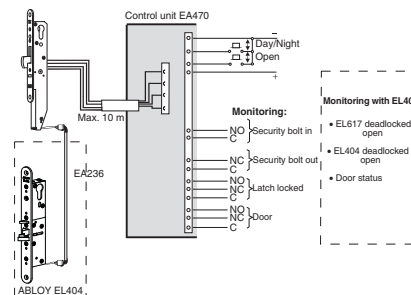
- Both locks are deadlocked
- EL404 is deadlocked, EL617 is open
- Both locks are open

WIRING PRINCIPLE

EL614



EL617



CYLINDERS AND ACCESSORIES (Please order separately)

	CYLINDERS		ACCESSORIES		
	ABLOY® PROTEC		CABLES	CONNECTION CABLE (EL617 / EL404)	LEAD COVERS
Single	CY303N CY321N		EL614: EA214 (6m) EA224 (10m) EL617: EA216 (6m) EA226 (10m)	EA236	EA280 EA281
Double	CY304N CY322N				