

MOTOR LOCKS **ABLOY®** EL648, EL650
WITH HOOK BOLT
SCANDINAVIAN RANGE



ABLOY® EL648 and EL650 are heavy duty motor locks with hook bolt for narrow stile doors. They provide superior mechanical strength against physical attack.

TECHNICAL DETAILS

Operating voltage	24VDC ± 15%, stab. (EL650) 12-24VDC ± 15%, 12-18VAC -10%/+15% RMS (EL648)
Current max	700 mA
Adjustable delay	EL648: 2-15 sec
Temperature range	-20°C...+60°C
Hook bolt	22 mm
Backset	25, 35 mm
Forend	25 mm

FINISH

Forend chrome plated, lock body yellow chrome plated.

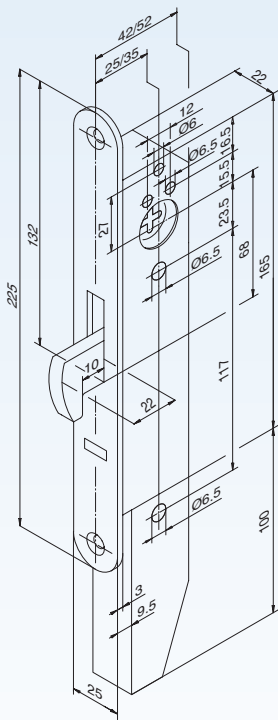
CYLINDERS

- Scandinavian oval type; **ABLOY® PROTEC**, ASSA, RUKO, TrioVing or other.
- Finnish type; **ABLOY® CLASSIC** or **ABLOY® PROTEC**

PACKAGE

Lock case, control unit, striker plate EA300 with door contact, connection plugs, fixing screws and installation manual.

DIMENSIONS



This document may not be used in the installation of a lock. Drilling and wiring diagrams and installation instructions are included in the installation manual, which is included in each lock case package. We reserve the right to make alterations to the products described in this leaflet.

FUNCTION

EL648 and EL650: Bolt is withdrawn and thrown by motor. Lock case is connected with a separate control unit included in the lock package. Striker plate EA300 with integral door contact must be used with the lock. After an opening impulse hook bolt is withdrawn. After door use or delay hook bolt is released immediately.

EL648 can be configured fail locked or fail unlocked in the case of power failure (requires a backup card connected in the EA460 control unit).

EL650 enables serial communication between lock case and control unit. When installed together with EL480/ EL482/ EL412/ EL490, the lock offers the following options for operation:

- security mode; both locks are deadlocked
- locked mode; EL480/ EL482/ EL412/ EL490 is deadlocked, EL650 is open
- open mode; both locks are open

APPLICATION

EL648 and EL650 are used as high security auxiliary locks e.g. in gates and exterior doors of industrial premises, shopping centres, business premises etc. The locks are especially suited for use in sliding doors as they can be installed in door frame or door leaf.

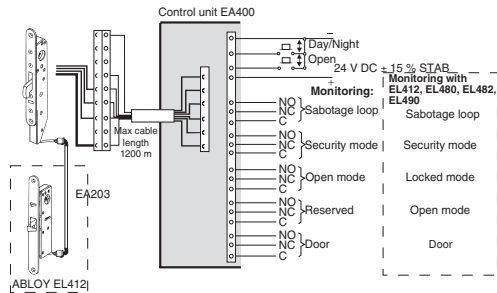
EL650 can be installed together with e.g. EL412, whereby both locks individually can be electrically controlled. EL412 has a double action bolt for quick and easy locking and is well suited for doors that are frequently used in daytime. EL650 is ideal for night time locking that requires greater strength and security.

Both EL648 and EL650 can be controlled by a variety of electrical impulse generating equipment, e.g. card reader, keypad and timer. The locks are suitable for use with automatic sliding door operators.

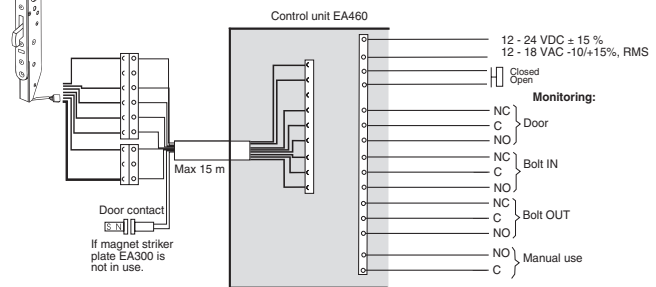
Available also: EL651 compatible with Finnish type cylinder.

WIRING PRINCIPLE

EL650



EL648



CYLINDERS AND ACCESSORIES

	SCANDINAVIAN CYLINDERS		ACCESSORIES (Please order separately)		
	ABLOY® PROTEC	CABLES	SHORT CONNECTION CABLE (EL650)	LEAD COVERS	BACKUP CARD
Single with thumbturn	CY201N/6415	EL648: EA214 (6m) EA224 (10m)	EA203 (EL412, EL480, EL482) EA234 (EL490)	EA280 EA281	952169
Double	CY065N CY202N/6412 or EA200	EL650: EA215 (6m) EA225 (10m)			



www.abloy.com

Abloy Oy
Wahlforssinkatu 20
P.O.Box 108
FI-80101 JOENSUU
FINLAND
Tel. +358 20 599 2501
Fax +358 20 599 2209

